




Accelerate Edge AI and IOT

Purpose-Built Solutions for a Scalable,
Performance-Efficient Edge Infrastructure



✓ Compact Edge Systems
for Deployments in
Space-constrained
Environments

✓ Short-depth
Rackmount Servers
for Telecom, Edge,
and Embedded
Workloads

✓ Versatile, Powerful
Compute and Edge AI
Capabilities

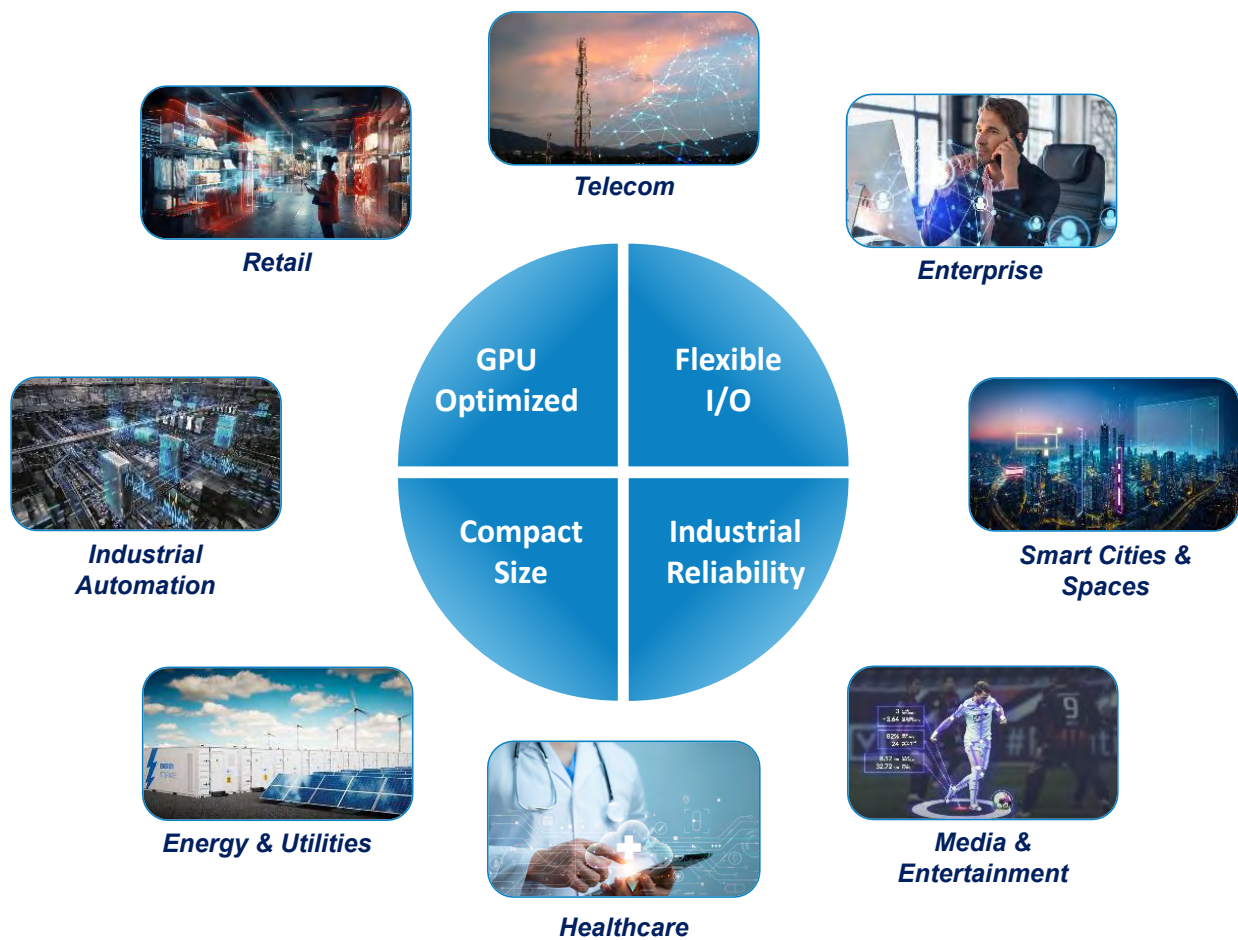
January 2026

Delivering Purpose-built Performance and Efficiency

As organizations accelerate digital transformation, the demand for powerful, resilient infrastructure at the edge is expanding across industries. From telecom and manufacturing to healthcare, retail, and smart spaces, modern edge environments require compact, reliable systems that deliver real-time responsiveness and connect users and devices to the core network.

Supermicro's Edge and IoT systems are purpose-built to meet diverse operational and environmental demands, offering GPU-optimized platforms for AI and analytics, flexible I/O for sensor and network integration, fanless designs for harsh industrial settings, and compact form factors for space-constrained or mobile deployments. Engineered for efficiency and industrial reliability, these platforms minimize latency, reduce bandwidth costs, improve security, and ensure continuous operation in mission-critical scenarios.

Robust lifecycle support, remote management tools, and built-in security simplify operations and accelerate time to value, while scalable compute options help organizations balance power, efficiency, and cost. The result is faster decision-making, improved operational efficiency, and new opportunities for innovation across verticals seeking to operationalize intelligence at the edge.



End-to-End Edge Portfolio

Compact Edge Systems

- Small form factor systems for deployments anywhere
- Palm- and box-sized systems for installation outside the data center
- Broad operating temperatures and fanless options for harsh environments
- Gateway systems with diverse IO and expansion options



Compact Edge Servers

- Server-grade performance and AI inferencing at the edge
- Powerful CPU, storage, and memory capacity
- Multiple expansion slots, including room for up to 3 single-width GPUs or 1 double-width GPU
- Versatile deployment, including wall-mount and pole-mount options



Rackmount Edge Servers

- Short-depth servers for edge, embedded, and telecom
- High-density compute and GPU compatibility with up to 3 double-width GPUs
- Purpose-built system for RAN, edge AI, and other specialized workloads
- Front IO for easy accessibility in space-constrained environments



Compact Edge Systems

Empowering Intelligent Business Operations

As organizations embrace digital transformation, demand for a powerful, resilient infrastructure at the edge is rapidly growing. From industrial automation to healthcare, retail, and remote operations, today's business operations require systems that are able to deliver tailored performance and real-time responsiveness.

Compact edge systems are designed to run specialized workloads and to connect on-premises equipment to the company network. From fanless gateways, built for harsh industrial settings, to high-performance edge servers running advanced AI models outside the data center. Deploying edge systems enables businesses to reduce latency, cut bandwidth costs, improve security, and ensure continuous operation in mission-critical applications.

Standard Compact Systems



E102
Ultra-Compact

190 x 120 x 44mm
7.5 x 4.7 x 1.7"



E201
Client

195 x 195 x 68mm
7.7 x 7.7 x 2.7"



E300
Mini-1U

265 x 226 x 43mm
10.4 x 8.9 x 1.7"



Advanced Compact Systems (Fanless)



E50
Palm-Size

44 x 148 x 118mm
1.7 x 5.8 x 4.6"



E100
Ultra-Compact

44 x 195 x 150mm
1.7 x 7.7 x 6.0"



E101
IPC / DIN-RAIL

115 x 194 x 126mm
4.5 x 7.6 x 5.0"



E103
Sub-Compact

80 x 185 x 140mm
3.2 x 7.3 x 5.5"



E302
Compact

76 x 295 x 206mm
3.0 x 11.6 x 8.1"



Standard Compact Systems

Balanced Performance and Efficiency



Supermicro's compact form factor systems deliver compute and networking capabilities to space- and power-constrained environments at the edge. With flexible CPU, storage, connectivity, and AI-acceleration options to meet diverse application needs, these systems support workloads from point-of-sale displays and video surveillance to AI-driven warehouses.

- Compact edge and embedded systems with Intel® N-series, Intel Atom®, Intel Core™, Intel Core Ultra, or AMD processor
- NPU and GPU support for Edge AI workloads
- Powerful connectivity and customization options



SYS-E102-13R compact systems with Intel® Core™ series processor

E102 Ultra-Compact Edge/Embedded System

Overview	Network edge appliance or IoT gateway	
Dimensions	44 x 190 x 120 mm (1.7 x 7.5 x 4.7")	
Operating Temperature	0°C to 40°C (32°F to 104°F)	
SKU	SYS-E102-14AM-H	SYS-E102-13R
CPU	 Intel® Atom® processor, up to 8 cores / 8 threads	 13 th Gen Intel® Core™ i7 processor, 14 cores / 20 threads
Memory	1 DIMM slot, up to 16 GB DDR5 SO-DIMM	2 DIMM slots, up to 64 GB DDR5 SO-DIMM
Storage & Expansion Slots	1x M.2 E-Key (2230) 1x M.2 B-Key (2242/2280) 1x M.2 M-Key (2242/2280)	1x M.2 B-Key (2242/2280) 1x M.2 M-Key (2242/2280)
IO	2x RJ45 2.5 GbE LAN 4x USB 3.2 Type-A 2x HDMI 1.4	2x RJ45 2.5 GbE LAN 2x USB 3.2 Gen2 Type-A 2x USB 3.2 Gen2 Type-C 1x HDMI 2.0b 2x HDMI 1.4b 2 DisplayPort over USB Type-C 1.4
Power	60W Power supply	84W Power supply

Standard Compact Systems



SYS-E201-14AR compact system with Intel® Core™ Ultra series 2 processor



SYS-E300-14AR compact system with Intel® Core™ Ultra series 2 processor

Compact Edge/Embedded System

SYS-E201-14AR

Overview	Compact embedded system with NPU AI acceleration support
Dimensions	68 x 195 x 195 mm (2.7 x 7.7 x 7.7")
CPU	Intel® Core™ Ultra 9/7/5 Series 2 processor, up to 24 cores / 24 threads
Memory	2 DIMM slot, up to 96 GB DDR5 SODIMM
Storage & Expansion Slots	1x 2.5" SATA drive 1x M.2 M-Key (2280) 1x M.2 E-Key (2230)
IO	2x RJ45 2.5 GbE LAN 3x USB 3.2 Type-A 2x USB 3.2 Type-C 2x DisplayPort 2x HDMI 2x TPM onboard/port 80
Operating Temperature	0°C to 40°C (32°F to 104°F)
Power	180W Power supply

E300 Mini-1U Edge/Embedded System

Overview	Box-sized edge / IoT appliance with AI acceleration support		
Dimensions	43 x 265 x 226 mm (1.7 x 10.4 x 8.9")		
Operating Temperature	0°C to 40°C (32°F to 104°F)		
SKU	SYS-E300-13AD	SYS-E300-14AR	AS -300-14GR
CPU	12th Gen Intel® Core™, up to 16 cores / 32 threads	Intel® Core™ Ultra 9/7/5 Series 2 processor, up to 24 cores / 24 threads	AMD EPYC™ 4005 processor, up to 16 cores / 32 threads
Memory	2 DIMM slots, up to 64 GB DDR4 SO-DIMM	2 DIMM slots, up to 96 GB DDR5 SO-DIMM	4 DIMM slots, up to 192 GB DDR5 UDIMM
Storage & Expansion Slots	1x 2.5" SATA drive ¹ 1x PCIe 5.0 x16 LP ¹ 1x M.2 M-Key (2280) 1x M.2 E-Key (2230)	1x 2.5" SATA drive ¹ 1x PCIe 5.0 x16 LP ¹ 1x M.2 M-Key (2280) 1x M.2 B-Key (3052)	1x 2.5" SATA drive ¹ 1x PCIe 5.0 x16 LP ¹ 1x M.2 M-Key (2280) 1x M.2 M-Key (22110)
IO	1x RJ45 1 GbE LAN 2x RJ45 2.5 GbE LAN 4x USB 3.2 Type-A 1x HDMI 2.0b 1x HDMI 1.4 2x DisplayPort 1x Audio (Mic in / Mic out)	1x RJ45 1 GbE BMC 2x RJ45 10 GbE LAN 2x RJ45 2.5 GbE LAN 4x USB 3.2 Type-A 1x VGA 1x DisplayPort 1x HDMI 2x TPM	4x 1 GbE LAN 1x 1 GbE IPMI 1x HDMI 2.1 1x USB 3.2 Type-C 4x USB 3.2 Type-A 1x Mini-DP
Power	180W Power supply	180W Power supply	180W Power supply

¹ Optional configuration

Advanced Compact Systems (Fanless)

Reliable Operations for Harsh Environments



Fanless edge gateways are designed for cooling without the need for fans. The removal of moving parts makes fanless systems more durable, enables silent operations, and improves resistance to vibrations. Fanless systems are also able to operate in environments where airborne particles such as dust or grease would damage the hardware of fan-based systems.

- Compact systems with Intel® N-series, Intel® Atom®, Intel Core™, Intel Core™ Ultra, AMD EPYC™, or Arm® processor
- Increased durability and resistance to harsh environments
- Extensive IO and network gateway capabilities



SYS-E100-13AD fanless system with Intel® Core™ series processor

E100 Ultra-Compact Fanless System

Overview	Ultra-compact IoT Gateway for Networking and Data Processing at the Edge	
Dimensions	44 x 195 x 150 mm (1.7 x 7.7 x 5.9")	
Storage & Expansion Slots	1x M.2 E-Key (2230) 1x M.2 M-Key (2242/2280) 1x M.2 B-Key (2242/2280/3052)	
SKU	SYS-E100-14AM	SYS-E100-13AD
CPU	 Intel® Atom® series processor, up to 8 cores/8 threads	 Intel® Core™ series processor, up to 10 cores/20 threads
Memory	1 DIMM slot, up to 16 GB DDR5 SO-DIMM	2 DIMM slots, up to 64 GB DDR5 SO-DIMM
IO	2x RJ45 2.5 GbE ports 2x USB 2.0 Type-A 4x USB 3.2 Type-A 2x HDMI 1.4 4x COM	2x RJ45 2.5 GbE ports 2x USB 3.2 Type-A 2x USB 3.2 Type-C 4x USB 2.0 Type-A 1x HDMI 2.0b 2x HDMI 1.4b 4x COM 1x TPM Onboard/port 80
Operating Temperature	-20°C to 50°C (-4°F to 122°F)	0°C to 50°C (32°F to 122°F)
Power	60W Power supply	84W Power supply

Advanced Compact Systems (Fanless)

Palm-size Fanless System

SYS-E50-14AM

Overview	Ultra-compact IoT Gateway
Dimensions	44 x 195 x 150 mm (1.7 x 7.7 x 5.9")
CPU	Intel® N97 processor, 4 cores / 4 threads
Memory	1 DIMM slots, up to 16 GB DDR5 SO-DIMM
Storage & Expansion Slots	1x M.2 E-Key (2230) 1x M.2 B-Key (2242/3042)
IO	2x RJ45 2.5 GbE ports 2x USB 2.0 2x USB 3.2 Type-A 2x HDMI 1.4 2x COM 1x TPM Onboard/port 80
Operating Temperature	0°C to 45°C (32°F to 113°F)
Power	40W Power supply



SYS-E50-14AM Palm-size fanless system with Intel® N97 or Intel Atom® CPU



ARS-E103-JONX Fanless Edge AI system with NVIDIA Jetson Orin™ NX

E103 Sub-Compact Fanless Edge AI System

Overview	Fanless edge AI system with integrated AI acceleration capabilities	
Dimensions	80 x 185 x 140 mm (3.2 x 7.3 x 5.5")	
SKU	ARS-E103-JONX	SYS-E103-14P
CPU	Arm® Cortex®-A78AE CPU, up to 8 cores / 8 threads	Intel® Core™ Ultra 7/5 Series 3 processor, up to 16 cores / 16 threads
Memory	Up to 16GB ECC LPDDR5X onboard	2 DIMM slots, up to 128 GB DDR5 SO-DIMM
Storage & Expansion Slots	1x M.2 B-Key (3052/3042) 1x M.2 M-Key (2280) 1x M.2 E-Key (2230)	2x M.2 M-Key (2280) 1x M.2 E-key (2230) 1x M.2 B-key (2242/2280/3052)
IO	4x RJ45 1 GbE LAN (optional PoE) 1x RJ45 10 GbE LAN	1x 1 GbE LAN 2x 2.5 GbE LAN (optional PoE) 2x HDMI 4x USB 2.0 Type-A 2x USB 3.2 Type-A 2x COM (RS232/422/485) 1x SMBus 8-bit GPIO
Operating Temperature	-25°C to 60°C (-13°F to 140°F)	0°C to 45°C (32°F to 113°F)
Power	60W Power supply	60W Power supply


Advanced Compact Systems (Fanless)



SYS-E101-14AM DIN-Rail mounted fanless system with Intel Atom CPU


IPC / DIN-Rail System

SYS-E101-14AM

Overview	DIN-mounted fanless system for industrial applications
Dimensions	115 x 194 x 126 mm (4.5 x 7.6 x 5.0")
CPU	 Intel® Atom® processor, up to 8 cores / 8 threads
Memory	1 DIMM slot, up to 16GB DDR5 SO-DIMM
Storage & Expansion Slots	1x M.2 E-key (223) 1x M.2 M-key (2242/2280) 1x M.2 B-key (2242/2280/3042/3052)
IO	2x RJ45 2.5 GbE LAN 2x USB 2.0 Type-A 4x USB 3.2 Type-A 2x HDMI 1.4 2x COM RS232 2x COM RS232/RS422/RS485
Operating Temperature	-20°C to 60°C (-4°F to 140°F)
Power	60W Power supply

Compact Fanless Edge System

SYS-E302-13AD

Overview	Box-sized fanless edge system
Dimensions	76 x 295 x 206 mm (3.0 x 11.6 x 8.1")
CPU	 12 th Gen Intel® Core™, up to 14 cores / 28 threads
Memory	1 DIMM slot, up to 32 GB DDR5 SO-DIMM
Storage & Expansion Slots	1x 2.5" SATA drive 1x M.2 M-Key (2280) 1x M.2 B-Key (3052/3042)
IO	2x RJ45 2.5 GbE LAN 1x USB 2.0 Type-A 3x USB 3.2 Type-C 2x USB 2.0 Type-C 1x HDMI 2.0 1x DisplayPort 1.4
Operating Temperature	0°C to 45°C (32°F to 113°F)
Power	150W Power supply



SYS-E302-13AD Compact fanless system with Intel® Core™ CPU

Compact Edge Servers


Server-Grade Performance and Versatility at the Edge

Demanding workloads require server-grade performance and flexibility. Supermicro's SYS-E403 family of compact servers combine high-performance compute and powerful expansion options in a high-density system. Compact servers offer versatile deployment options, including a wall-mount bracket, a pole-mounted cabinet for outdoor deployments, or a portable hard case functioning as a mobile data center. The system can be extensively customized for specific workloads such as high-capacity storage or edge AI inferencing.

- Single Intel® Xeon® 6700/6500 series processors with P-cores or 6700 series processors with E-cores, up to 300W
- Compatible with NVIDIA RTX PRO 6000™ Blackwell Max-Q Workstation Edition or NVIDIA L40S, or up to three single-width GPUs, such as the NVIDIA L4 Tensor Core GPU
- Versatile deployment options including outdoor cabinets or as a mobile flyaway kit



SYS-E403-14B Compact Edge Server

Compact Server		SYS-E403-14B-FRN2T
Overview	High-performance edge platform	
Dimensions	117 x 267 x 406 mm (4.6 x 10.5 x 16.0")	
CPU		Single Intel® Xeon® 6700/6500 series processor
Memory	8 DIMM slots, up to 2TB DDR5 RDIMM	
Storage & Expansion Slots	2x 2.5" NVMe drives (hot-swappable) 2x 2.5" SATA drives 2x M.2 M-key (2280/22110) 3x PCIe 5.0x16 FHFL	
IO	1x RJ45 1 GbE BMC 2x RJ45 10 GbE LAN 4x USB 3.2 Type-A 1x VGA 1x COM 1x TPM	
Operating Temperature	0°C to 45°C (32°F to 113°F)	
Power	800W Redundant Platinum Level (94%) power supply	

SYS-E403 Deployment Scenarios

Branch Office / Store Management

Summary	Allaround on-premises IT and network server for distributed locations
Industries	<ul style="list-style-type: none"> • Retail • Manufacturing • Healthcare
Deployment	Wall-mounted or placed on a shelf
Key Features	<ul style="list-style-type: none"> • Up to Intel® Xeon® 6 family CPU, capable of running multiple workloads simultaneously • High-speed networking • GPU-compatible for AI applications; supports up to 3 low-profile cards or one double-width GPU including NVIDIA RTX PRO™ 6000 Blackwell Max-Q Workstation Edition



Cyber Flyaway Kit

Summary	Portable IT platform for field operations
Industries	<ul style="list-style-type: none"> • Field Engineering • Military • Emergency Services
Deployment	Embedded in portable hard case (~35 lbs.)
Key Features	<ul style="list-style-type: none"> • Server-tier performance in a compact, lightweight form factor • 3 PCIe slots and 4 storage drives for specialized configurations, including AI acceleration • High-security firmware and boot

Outdoor Surveillance and Security

Summary	Real-time video processing for threat detection in public spaces
Industries	<ul style="list-style-type: none"> • Smart Cities & Buildings • Events • Private 5G Networks and MEC
Deployment	Pole-mounted IP65 outdoor edge cabinet
Key Features	<ul style="list-style-type: none"> • Weather-resistant, tamperproof enclosure for outdoor locations • GPU integration for low-latency video analysis • Direct connect to nearby IP cameras



Rackmount Edge Servers

Short-Depth Servers at the Network Edge

Rackmount edge servers deliver the performance and capabilities of rackmount servers in a short-depth form factor, suited for installation in space-constrained environments at the network edge or as an embedded system. Features such as versatile AC and DC power options, front-accessible IO for easy installation and maintenance, and broader operating temperatures enable rackmount edge servers to be deployed in environments unsuited for typical data center servers.

Rackmount edge servers are available with a diverse range of CPU options, tailored to their intended workload. This ranges from power-efficient Intel® Core™ and NVIDIA Grace™ CPU C1 series to powerful Intel® Xeon® 6 and AMD EPYC™ processors. This family of servers also includes platforms for specialized workloads such as telecom networking, edge AI inferencing, and video encoding/decoding.



Ultra-Short Depth Servers



1U Single Processor Edge Servers



2U Single Processor Edge Servers



Hyper-E Servers



Multi-Node Edge Servers



Ultra-Short Depth Servers

Networking and Media Servers


Built for deployment in particularly tight spaces, such as patch cabinets, Supermicro's ultra-short depth servers are often deployed as networking appliances, media control systems, and distributed telecom units.

- Edge and embedded rackmount servers with Intel® Core™, Intel Xeon®, or AMD EPYC™ processor
- System depth of up to 400mm
- Compatible for half-length PCIe expansion cards and GPU accelerators



Low-Noise 1U Embedded


SYS-111AD-HN2

Overview	200W Low Noise Edge/Embedded Platform
Dimensions	43 x 437x 287 mm (1.7 x 17.2 x 11.3")
CPU	 Single 14 th /13 th /12 th Gen Intel® Core™ i3/i5/i7/i9 processor
Memory	4 DIMM slots, up to 128 GB DDR5 UDIMM
Storage & Expansion Slots	1x PCIe 5.0 x16 HHHL 2x 2.5" SATA drives (hot-swappable) 1x M.2 M-Key (2280/22110)
IO	2x RJ45 GbE LAN 4x USB 3.2 1x VGA 1x HDMI 2.0 1x DVI-D 2x DisplayPort 1.4 1x Mic-in/Line-out audio
Operating Temperature	0°C to 40°C (32°F to 104°F)
Power	200W Gold Level (91%) power supply



2U Edge Networking

SYS-212B-FN4TP

Overview	Short-depth system for RAN and networking
Dimensions	89 x 437 x 299 mm (3.5 x 17.2 x 11.8")
CPU	 Single Intel® Xeon® 6700/6500 series processor
Memory	8 DIMM slots, up to 2 TB DDR5 RDIMM
Storage & Expansion Slots	2x PCIe 5.0 x16 FHHL ² 1x PCIe 5.0 x16 HHHL 1x PCIe 5.0 x8 HHHL 2x M.2 M-key (2280/22110) 2x 2.5" PCIe 5.0 NVMe drives (hot-swappable)
IO	1x RJ45 1 GbE BMC 2x RJ45 10 GbE LAN 2x SFP+ 10 GbE LAN 2x USB 3.2 Type-A 1x VGA
Operating Temperature	5°C to 45°C (41°F to 113°F)
Power	Redundant 800W Platinum Level (94%) power supply

² Alternative configurations available


Ultra-Short Depth Servers



SYS-212D-72C High Core Count RAN DU Platform

2U Telco RAN Platform


SYS-212D-72C-FN8P

Overview	72-core RAN DU Platform
Dimensions	89 x 437 x 401 mm (3.5 x 17.2 x 15.8")
CPU	 Single Intel® Xeon® 6 SoC processor
Memory	8 DIMM slots, up to 1 TB DDR5 RDIMM
Storage & Expansion Slots	2x PCIe 5.0 x16 FHHL double-width 2x 2.5" NVMe drives 1x M.2 M-key (2280)
IO	1x RJ45 1GbE LAN 8x SFP28 25 GbE LAN 2x USB 3.2 Type-A 1x mini-DP 1x TPM header 1x TPM Onboard/port 80 1x Dry contact (4 sets) 3x SMA (GNSS / 1PPs in / 1PPs out)
Operating Temperature	0°C to 40°C (32°F to 104°F)
Power	Redundant 1200W or 2000W Titanium Level (96%) power supply




1U Telco RAN Platform

SYS-112D-42C-FN8P

Overview	Compact RAN DU Platform
Dimensions	43 x 437 x 399 mm (1.7 x 17.2 x 15.7")
CPU	 Single Intel® Xeon® 6 SoC processor
Memory	4 DIMM slots, up to 512 GB DDR5 RDIMM
Storage & Expansion Slots	2x PCIe 5.0 x16 FHHL 2x 2.5" NVMe drives 1x M.2 M-key (2280)
IO	1x RJ45 1GbE LAN 8x SFP28 25 GbE LAN 2x USB 3.2 Type-A 1x mini-DP 1x TPM header 1x TPM Onboard/port 80 1x Dry contact (4 sets) 3x SMA (GNSS / 1PPs in / 1PPs out)
Operating Temperature	0°C to 40°C (32°F to 104°F)
Power	Redundant 800W Platinum level (94%) power supplies

Low-Power Embedded

AS-1116R-FN4

Overview	200W Low Power Edge/Embedded Platform
Dimensions	43 x 437 x 249 mm (1.7 x 17.2 x 9.8")
CPU	 Single AMD EPYC™ 4005 series processor
Memory	4 DIMM slots, up to 192 GB DDR5 UDIMM
Storage & Expansion Slots	1x PCIe 5.0 x16 FHHL 2x 2.5" SATA drives (hot-swappable) 1x M.2 M-Key (2280) 1x M.2 M-Key (22110)
IO	4x RJ45 1GbE LAN 1x RJ45 1GbE IPMI 1x USB3.2 Type-C 3x USB 3.2 Type-A 1x HDMI 2.1 1x Mini DP 1x TPM header 1x TPM Onboard/port 80
Operating Temperature	0°C to 40°C (32°F to 104°F)
Power	200W Gold Level power supply

1U Single Processor Edge Servers


Workload-Optimized Server Performance

Server deployments outside the data center often come with specific requirements. These include limited depth for space-constrained environments, front IO for easy access during maintenance, flexible power options, and broader temperature allowances.

- Rackmount edge servers with Intel® Core™, Intel Core Ultra, Intel Xeon®, AMD EPYC™ processor, or NVIDIA Grace™ CPU C1 processor
- Specialized models for telecom, edge AI, and enterprise edge




1U Intel Core Ultra Server SYS-512AR-N4T

Overview	1U edge/embedded server with NPU AI acceleration support
Dimensions	43 x 437 x 507 mm (1.7 x 17.2 x 20.0")
CPU	 Single Intel® Core™ Ultra 9/7/5 Series 2 processor, up to 24 cores
Memory	4 DIMM slots, up to 192 GB DDR5 UDIMM
Storage & Expansion Slots	1x PCIe 5.0 x16 FHHL 4x 3.5" SATA drives (hot swappable) 1x M.2 M-Key (2280/22110)
IO	1x RJ45 1 GbE BMC 2x RJ45 10 GbE LAN 2x RJ45 2.5 GbE LAN 4x USB 3.2 Gen2 Type-A 2x DisplayPort 1.4 2x HDMI 2.1 1x TPM header 1x TPM Onboard/port 80
Operating Temperature	0°C to 40°C (32°F to 104°F)
Power	Redundant 800W Platinum Level (94%) power supply




1U Networking Appliance SYS-112D-36C-FN3P

Overview	Network and media-optimized server platform
Dimensions	43 x 437 x 399 mm (1.7 x 17.2 x 15.7")
CPU	 Single Intel® Xeon® 6 SoC
Memory	4 DIMM slots, up to 512GB DDR5 RDIMM
Storage & Expansion Slots	1x PCIe 5.0 x16 FHFL 2x 2.5" NVMe drives 1x M.2 M-key (2280)
IO	1x RJ 1 GbE LAN 2x QSFP28 100 GbE LAN 2x USB 2.0 2x USB 3.0 type-A 1x VGA 1x COM 1x TPM header
Operating Temperature	0°C to 40°C (32°F to 104°F)
Power	Redundant 600W or 800W Titanium Level (96%) power supply



1U Edge Storage Server SYS-111AD-WN2R

Overview	Storage-optimized edge server
Dimensions	43 x 437 x 559 mm (1.7 x 17.2 x 22")
CPU	 Single 14 th /13 th /12 th Gen Intel® Core™ i3/i5/i7/i9 processor
Memory	4 DIMM slots, up to 192 GB DDR5 UDIMM
Storage & Expansion Slots	2x PCIe 5.0 x8 FHFL ² 1x PCIe 4.0 x4 LP 2x 2.5" NVMe drives 4x 2.5 SATA drives 2x M.2 M-Key (2280/22110)
IO	1x RJ45 1 GbE BMC 2x RJ45 2.5 GbE LAN 2x USB 3.2 1x VGA 2x DisplayPort 1.4a
Operating Temperature	0°C to 40°C (32°F to 104°F)
Power	Redundant 600W or 800W Titanium Level (96%) power supply

² Alternative configurations available

1U Single Processor Edge Servers

AI Inferencing at the Edge

Optimized for GPU performance in space-constrained environments, Supermicro's 1U short-depth systems deliver powerful AI capabilities to the network edge. With up to 2 single-width GPUs, high-speed connectivity, and extensive IO options, these servers are ideally suited for AI workloads ranging from the enterprise edge to telecom networks.



Short-Depth Telco AI

ARS-111L-FR

Overview	Power-efficient 1U system for telco edge with up to 2 single-width GPUs and NVIDIA® ConnectX® adapter
Dimensions	43 x 437 x 429 mm (1.7 x 17.2 x 16.9")
CPU	Single NVIDIA Grace™ CPU C1 processor
Memory	240 GB LPDDR5X onboard
Storage & Expansion Slots	2x PCIe 5.0 x16 FHFL 1x PCIe 5.0 x16 HHHL 2x 2.5" NVMe drives 2x M.2 M-Key (22110)
IO	1x RJ45 1 GbE BMC 2x USB 3.2 1x Mini-DP 1x TPM header
Operating Temperature	0°C to 40°C (32°F to 104°F)
Power	800W Redundant Platinum Level (94%) power supply



AS-1115S-FWTRT 1U Edge AI Server with AMD EPYC™ 8004 Series CPU

1U Edge AI Server

Overview	Compact server for up to 2 single-width GPUs	
Dimensions	43 x 437 x 429 mm (1.7 x 17.2 x 16.9")	
SKU	SYS-112B-FWT	AS -1115S-FWTRT
CPU	Single Intel® Xeon® 6700/6500 series processor	Single AMD EPYC™ 8004 Series Processor
Memory	8 DIMM slots, up to 1 TB DDR5 RDIMM	6 DIMM slots, up to 768GB DDR5 RDIMM
Storage & Expansion Slots	2x PCIe 5.0 x16 FHFL 1x PCIe 5.0 x16 LP 2x 2.5" NVMe/SAS/SATA drives 2x M.2 PCIe M-Key (2280/22110)	2x PCIe 5.0 x16 FHFL 1x PCIe 5.0 x16 LP 2x 2.5" NVMe/SAS/SATA drives 2x M.2 PCIe M-Key (2280/22110)
IO	1x RJ45 10 GbE BMC 2x RJ45 10 GbE LAN 2x USB 3.2 Type-A 1x VGA 1x TPM header	1x RJ45 10 GbE BMC 2x RJ45 10 GbE LAN 4x USB 3.2 Type-A 1x VGA 1x TPM header
Operating Temperature	0°C to up to 40°C (32°F to up to 104°F)	0°C to up to 40°C (32°F to up to 104°F)
Power	Redundant 800W Titanium Level (96%) power supply	Redundant 800W Platinum Level (94%) power supply

2U Single Processor Edge Servers




High-Performance Edge AI

2U edge servers combine the specialized features of compact edge servers with a powerful array of expansion options, including support for powerful GPU accelerators. That capacity makes this category of edge servers ideal for inferencing complex AI models, including Large Language Models (LLMs) and Vision Language Models (VLMs), in industries such as retail, manufacturing, and smart spaces.

- Compact 2U Edge Servers with Intel Xeon or AMD EPYC series processor
- Versatile PCIe configuration, compatible with up to 4 single-width or 2 dual-width GPU accelerators
- Front and rear IO models available



2U Edge AI Server

Overview	GPU-optimized short-depth Server with front or rear IO		
Dimensions	89 x 437 x 450 mm (3.5 x 17.2 x 17.7")		
SKU	AS-2116S-(F)TNRT	SYS-212B-(F)LN2T	SYS-212B-(F)N2T
CPU	 Single AMD EPYC™ 9005 series processor	 Single Intel® Xeon® 6700/6500 series processor	 Single Intel® Xeon® 6700/6500 series processor
Memory	12 DIMM slots, up to 3 TB DDR5 RDIMM	8 DIMM slots, Up to 2 TB DDR5 RDIMM	8 DIMM slots, up to 2 TB DDR5 RDIMM
Storage & Expansion Slots	3x PCIe 5.0 x16 HHFL ² 2x PCIe 5.0 x8 HHFL 1x PCIe 5.0 x16 FHFL double-width (optional) 2x M.2 M-Key (2280/22110) 4x 2.5" NVMe/SATA drives (hot-swappable)	3x PCIe 5.0 x16 HHFL ² 2x PCIe 5.0 x8 HHFL 1x PCIe 5.0 x16 FHFL double-width (optional) 2x M.2 M-Key (2280/22110) 4x 2.5" NVMe/SATA drives (hot-swappable)	2 PCIe 5.0 x16 FHFL ² 2x M.2 M-Key (2280/22110) 4x 2.5" NVMe drives (hot-swappable)
IO	1x RJ45 1GbE BMC 2x RJ45 10 GbE LAN 4x USB 3.2 Type-A 1x VGA	1x RJ45 1GbE BMC 2x RJ45 10 GbE LAN 4x USB 3.2 Type-A 1x VGA	1x RJ45 1GbE BMC 2x RJ45 10 GbE LAN 2x USB 3.2 Type-A 1x VGA 1x TPM onboard TPM & TPM header
Operating Temperature	10°C to 35°C (50°F to 95°F)	0°C to 40°C (32°F to 104°F)	5°C to 40°C (41°F to 104°F)
Power	Redundant 1000W or 2000W Titanium Level (96%) power supplies	Redundant 1000W or 2000W Titanium Level (96%) power supplies	Redundant 1000W or 2000W Titanium Level (96%) power supplies

² Alternative configurations available

2U Hyper-E Servers



Best-in-Class Performance and Flexibility for Edge Data Centers

The high-density Hyper-E packs the ultimate compute performance in a 2U form factor designed for demanding workloads at the edge. Available as either a single-processor or dual-processor server, the Hyper-E delivers up to 288 CPU cores in a short-depth 19" form factor. The system also offers extensive memory and storage capacity, in addition to a versatile PCIe configuration with up to 6 PCIe 5.0 FHFL expansion card slots. With both front and rear IO models available and a broad selection of configurations and expansion options, the Hyper-E combines best-in-class performance and flexibility for edge data centers.



- High-density edge server with dual Intel® Xeon® 6700/6500 series processors or a single AMD EPYC™ 9004/9005 series processor
- Compatible with a range of GPU options for AI inferencing, including up to 2 NVIDIA H200 GPUs or up to 3 NVIDIA RTX PRO™ 6000 Blackwell Max-Q Workstation Edition cards
- Extensive storage and memory capability

2U Hyper-E

Overview	High-density edge server with up to 3 double-width GPUs; front and rear IO options available.	
Dimensions	89 x 437 x 574 mm (3.5 x 17.2 x 22.6")	
SKU	SYS-222HE-(F)TN	AS -2115HE-(F)TNR
CPU	 Dual Intel® Xeon® 6700/6500 series processor	 Single AMD EPYC™ 9004/9005 Series processor
Memory	32 DIMM slots, up to 8TB DDR5 RDIMM	24 DIMM slots, up to 6TB DDR5 RDIMM
Storage & Expansion Slots	3x PCIe 5.0 x16 FH/10.5"L double-width ² 1x PCIe 5.0 x16 FHFL 2x PCIe 5.0 x16 AIOM (OCP 3.0 compatible) 6x 2.5" NVMe/SAS/SATA drives 2x M.2 M-key (2280x22110)	2x PCIe 5.0 x16 AIOM ² 3x PCIe 5.0 x16 FHFL 2x PCIe 4.0 x8 FHFL 2x M.2 M-Key (22110/2280) 6x 2.5" PCIe 5.0 NVMe drives (hot-swappable)
IO	1x RJ45 1 GbE BMC 2x USB 3.0 1x VGA	1x RJ45 1 GbE BMC 2x USB 3.0 1x VGA
Operating Temperature	10°C to 35°C (50°F to 95°F)	10°C to 30°C (50°F to 86°F)
Power	Redundant 1200W or 2000W Titanium Level (96%) power supply	Redundant 2000W Titanium Level (96%) power supply

² Alternative configurations available

Multi-Node Edge Servers

Delivering Flexibility and Performance


Supermicro multi-node SuperEdge servers deliver the versatility of having multiple nodes to remote locations at the edge of the network. Each node in the SuperEdge system has its own processor and runs independently of the others. This is ideal for scenarios where a system needs to support multiple workloads without risking the performance of one workload affecting another. Common scenarios are the telecom edge, where individual nodes can be assigned to run networking, security, or diagnostics workloads.

The 3-node SuperEdge comes in a short-depth form factor optimized for space-constrained deployments, while the larger 4-node version is designed for edge data centers.




3-Node SuperEdge

SYS-211SE-31DS

Overview	Short-depth multi-node system for telecom and edge workloads
Dimensions	88 x 449 x 430 mm (3.5 x 17.7 x 16.9")
CPU ³	 Single 5 th Gen Intel® Xeon® Scalable processor
Memory ³	8 DIMM slots, up to 2 TB DDR5 RDIMM
Storage & Expansion Slots ³	1x PCIe 5.0 x16 HHHL 2x PCIe 5.0 x16 FFHL 2x M.2 M-key (2280/22110)
IO ³	1x SFP 1GbE LAN 1x TPM 1x KVM
Operating Temperature	0°C to 35°C (32°F to 95°F)
Power	2000W Redundant Power Supply

4-Node SuperEdge

SYS-211TP-HPTR

Overview	Versatile multi-node platform for telecom and edge core workloads
Dimensions	88 x 438 x 730mm (3.5 x 17.3 x 28.8")
CPU ³	 Single 5 th Gen Intel® Xeon® Scalable processor
Memory ³	8 DIMM slots, up to 2 TB DDR5 RDIMM
Storage & Expansion Slots ³	2x PCIe 5.0 x16 HHHL 6x 2.5" SATA drives 2x M.2 M-Key (2280/22110/25110)
IO ³	1x RJ45 1GbE BMC 2x SFP+ 10 GbE LAN 2x USB 3.2 Type-A 1x VGA
Operating Temperature	0°C to 35°C (32°F to 95°F)
Power	2000W Redundant Titanium Level (96%) Power Supply

³ Per node

Edge AI Performance

Low-latency AI for Real-time Decision Making

Designed for fast, reliable decision-making, Supermicro's Edge AI systems process data locally – in retail stores, factories, public spaces, or distributed network locations – to achieve low latency, strong security, and efficient performance. Their power-optimized architectures and broad accelerator support enable flexible deployment, from compact, lightweight models to high-end GPUs, ensuring scalable, enterprise-grade AI capabilities at the edge.

SKU	Non-GPU AI Accelerator	GPU Compatibility				
		NVIDIA RTX™ A1000 (50W)	NVIDIA L4 GPU (72W)	NVIDIA RTX PRO™ 6000 Blackwell Max-Q Workstation Edition (300W)	NVIDIA L40S GPU (350W)	NVIDIA H200 GPU (600W)
Compact Edge Systems						
ARS-E103-JONX	NVIDIA® Jetson Orin™ NX	-	-	-	-	-
SYS-E103-14P	Intel® NPU5	-	-	-	-	-
SYS-E201-14AR	Intel® NPU3	-	-	-	-	-
SYS-E300-14AR	Intel® NPU3	-	-	-	-	-
SYS-E300-13AD	-	1	1	-	-	-
Compact Edge Servers						
SYS-E403-14B-FRN2T	-	3	3	1	1	-
Rackmount Edge Servers						
SYS-111AD-WRN2/WN2R	-	1	1	-	-	-
ARS-111L-FR	-	-	2	-	-	-
AS-1115S-FWTRT	-	-	2	-	-	-
SYS-112B-FWT	-	-	2	-	-	-
SYS-212B-FN4TP	-	-	3	-	-	-
AS-2116S-(F)TNRT	-	4 ⁴	4	1 ⁴	1	1 ⁶
SYS-212B-(F)LN2T	-	4 ⁴	4	1 ⁴	1	1 ⁶
SYS-212B-(F)N2T	-	2 ⁴	2	2 ⁴	2	-
AS-2115HE-(F)TNR	-	4 ⁴	4	3 ⁴	3 ⁵	2 ^{5,6}
SYS-222HE-(F)TN	-	4 ⁴	4	3 ⁴	3 ⁵	2 ^{5,6}

⁴ Support for Rear IO system only


⁵ Support for Front IO system only

⁶ Conditional support

Edge Compute Performance

Right-sized Compute for Every Edge Workload

Choosing the right CPU is key to balancing performance and ROI in distributed edge applications. Supermicro's system portfolio supports a broad range of processors, ensuring you have the perfect match for your deployment requirements.

SKU 	CPU Compatibility				
	Intel® N-series	Intel® Atom®	Intel® Core™	Intel® Core™ Ultra	Intel® Xeon®
SYS-E50-14AM	1	-	-	-	-
SYS-E100-14AM	-	1	-	-	-
SYS-E100-13AD	-	-	1	-	-
SYS-E102-14AM	-	1	-	-	-
SYS-E102-12R	-	-	1	-	-
SYS-E103-14P	-	-	-	1	-
SYS-E201-14AR	-	-	-	1	-
SYS-E300-13AD	-	-	1	-	-
SYS-E300-14AR	-	-	-	1	-
SYS-E302-13AD	-	-	1	-	-
SYS-E403-14B-FRN2T	-	-	-	-	1
SYS-111AD-HN2/WRN2 /WRN2	-	-	1	-	-
SYS-512AR-N4T	-	-	-	1	-
SYS-112D-36C-FN3P / 42C-FN8P	-	-	-	-	1 (SoC)
SYS-212D-72C-FN8P	-	-	-	-	1 (SoC)
SYS-112B-FWT	-	-	-	-	1
SYS-212B-FN4TP	-	-	-	-	1
SYS-212B-(F)LN2T	-	-	-	-	1
SYS-212B-(F)N2T	-	-	-	-	1
SYS-222HE-(F)TN	-	-	-	-	2
SYS-211SE-31DS/31AS	-	-	-	-	1 per node
SYS-211TP-HPTR	-	-	-	-	1 per node

Edge Compute Performance

SKU	AMD	CPU Compatibility		
		AMD EPYC™ 4005	AMD EPYC™ 8004/8005	AMD EPYC™ 9004/9005
AS-300-14GR		1	-	-
AS-1116R-FN4		1	-	-
AS-1115S-FWTRT		-	1	-
AS-2116S-(F)TNRT		-	-	1
AS-2115HE-(F)TNR		-	-	1

SKU	NVIDIA	CPU Compatibility	
		ARM Cortex-A	NVIDIA Grace™ CPU C1
ARS-E103-JONX		1	-
ARS-111L-FR		-	1

System Management Software

Leverage Supermicro's management software suite to meet your IT infrastructure challenges

With a comprehensive range of high-end software solutions, Supermicro gives IT administrators the tools to optimize the management of IT systems and increase the utilization of computing and storage infrastructure. Whether you are looking to manage individual systems, optimize server lifecycle processes, or streamline operations for an entire data center, Supermicro has the right software to help you accomplish your goals.



Monitoring

- Obtain valuable insights in your infrastructure
- Monitor the health of servers and critical components
- Get proactive alerts



Continuity

- Maintain system uptime to meet SLAs
- Early symptom detection to prevent component failure
- Remote management and troubleshooting



Security

- Protect your IT infrastructure from external threats
- Centralized patch and BIOS management
- Extensive security features

System Management Software Suite Bundles

Supermicro's System Management Software Suite consists of a set of specialized applications. These are available in the following bundles.

Suite Bundle	Standard	Basic	Advanced	Enterprise
Description	Covers all core functionality to effectively set up, manage, and monitor your Supermicro systems. These features are available to all Supermicro users.	Extends the core functionality and makes system management easier with additional features, such as remote BIOS management and system updates.	Delivers a broad set of tools to help administrators improve the performance, up-time, and monitoring of Supermicro systems.	Offers an extensive platform to manage large data centers and coordinate automated lifecycle management, software-defined infrastructure, and more in a single pane of glass.
License	No license required	SFT-OOB-LIC	SFT-DCMS-SINGLE	SFT-DCMS-SINGLE + SFT-SDDC-SINGLE
Key Features*	Secure remote console (KVM/HTML5) System temperature monitoring System power thresholds & alerts Component monitoring Email alerting Remote configuration Offline diagnostics Crash dump License management	Remote BMC management Remote BIOS management Out-of-Band systems checks TPM Provisioning Mount/Unmount ISO images from Samba/HTTP Basic Redfish APIs CIM management SysLog	Remote OS deployment Auto-discovery Power capping RAID monitoring and configuration HDD monitoring Advanced Redfish APIs FW update policy System lock down Crash screen/video capture	3rd Party vendor support POD & Rack-level management SDI Lifecycle management Manage Composable Disaggregated Infrastructure Zero-touch provisioning for network configuration Single pane of glass for data center deployment Rich analytics & telemetry User defined role-based access control

* For detailed information, please check with your Supermicro sales representative or refer to Supermicro website:

<https://www.supermicro.com/en/solutions/management-software>

Better

Better Performance
Per Watt and Per Dollar

Faster

First-to-Market Innovation with the
Highest Performance Server Designs

Greener

Reduced Environmental
Impact and Lower TCO



Worldwide Headquarters

Super Micro Computer, Inc.
980 Rock Ave.
San Jose, CA 95131, USA
Tel: +1-408-503-8000
Fax: +1-408-503-8008
E-mail: Marketing@Supermicro.com

EMEA Headquarters

Super Micro Computer, B.V.
Het Sterrenbeeld 28, 5215 ML,
's-Hertogenbosch, The Netherlands
Tel: +31-73-640-0390
Fax: +31-73-641-6525
E-mail: Sales_Europe@supermicro.com

APAC Headquarters

Super Micro Computer, Taiwan Inc.
3F, No. 150, Jian 1st Rd., Zhonghe Dist.,
New Taipei City 235, Taiwan
Tel: +886-2-8226-3990
Fax: +886-2-8226-3991
E-mail: Marketing@Supermicro.com.tw

www.supermicro.com

©Super Micro Computer, Inc. Specifications subject to change without notice. All other brands and names are the property of their respective owners. All logos, brand names, campaign statements and product images contained herein are copyrighted and may not be reprinted and/or reproduced, in whole or in part, without express written permission by Supermicro Corporate Marketing.



MKT-0002-01/2026-R12